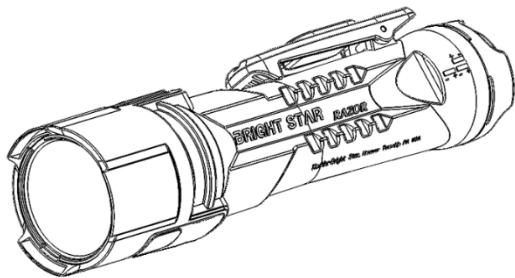


RAZOR PRO V2



MODEL 60470



- Read **ALL** instructions thoroughly before first use.
- RAZOR PRO V2 is equipped with an optional user programmable strobe mode, see instructions for details.

Thank you for purchasing the Bright Star **RAZOR PRO V2** LED flashlight. **Proudly assembled in the USA.** This product has been designed for high performance, rough use and pairs best with a set of KBS Power Solutions KA2600 MaxX Alkaline batteries.

High Mode	Low Mode	Downlight	Combo
FL 1 STANDARD	FL 1 STANDARD	FL 1 STANDARD	FL 1 STANDARD
475 LUMENS 7 h	200 LUMENS 15 h	200 LUMENS 16 h	400 LUMENS 8 h
21,000cd 	9,000cd 	1,200cd 	15,000cd
290m 1m	190m 1m	70m 1m	245m 1m

LED Function

The Main LED and Downlight LED can be operated and activated independently.

The Main LED is controlled through standard button presses:

- 1st Button Press – Low Mode
- 2nd Button Press – High Mode
- 3rd Button Press – OFF

The Downlight LED is controlled through 3 second button holds:

- 1st Button Hold – Downlight On
- 2nd Button Hold – Downlight Off

Timeout Function – After 10 seconds of no user input, the next switch press will default all lights to turn off.

User-programmable Strobe Mode

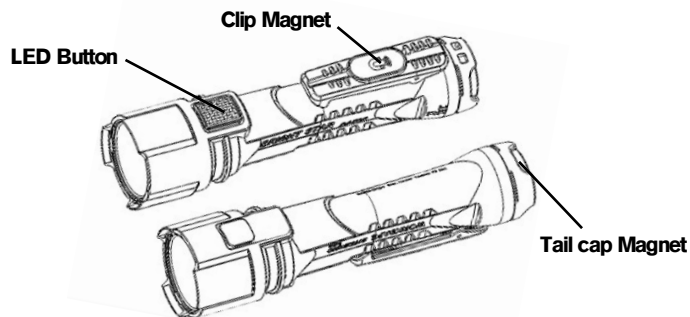
To activate strobe mode, first turn light off. Next, hold LED button for 10 seconds. At end of 10 seconds, the main LED will begin to strobe. Strobe mode is now activated and part of normal operation sequence.

New Operation Sequence:

- 1st LED Button Press – Low Mode
- 2nd LED Button Press – High Mode
- 3rd LED Button Press – Strobe Mode
- 4th LED Button Press – OFF

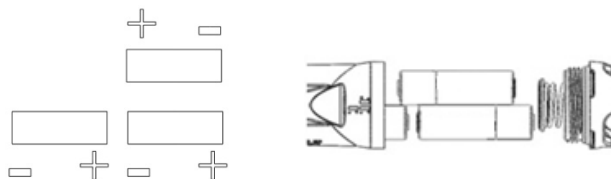
To deactivate strobe mode, repeat same steps used to activate strobe mode.

The RAZOR PRO V2 is equipped with two integrated magnets : a tail cap magnet and a clip magnet.



Battery Replacement

Unscrew bottom cap to remove batteries. Place new batteries in Razor as shown below. Markings also found on Razor.



Care and Maintenance

- Clean only with mild soap and water.
- Do not mix new and old batteries, or battery types/models.
- Do not store for prolonged periods of time with batteries installed.
- Do not store for prolonged periods of time in high (> 80°F) or low (< 40°F) temperatures

Warranty

Bright Star warrants its products to be free of manufacturing defects for a lifetime of use except for batteries, bulbs, abuse, misuse, accidents, improper installation and normal wear. In our discretion, we will repair, replace or refund the purchase price of this product should we determine it to be defective. This limited lifetime warranty also excludes rechargeable batteries, chargers, switches and electronics which have a 2 year warranty with proof of purchase.



The **RAZOR PRO V2** was developed, designed, engineered, and assembled at KBS Innovations, Hanover Township PA.

See all of our products at www.KBSInnovations.com

Contact us Toll Free at 1-800-788-1696

For order inquiries email us at Orders@KBSInnovations.com



KBS
INNOVATIONS

Rev A 3/23